



El Dorado County Fire Protection District



Station 25 Run Statistics February 2026

ENGINE 25: 258 Total Calls

Medical Aid- 183
Fire- 6
Traffic Collision- 17
Public Assist – 22
Misc. – 24
Move/Cover– 0

MEDIC 25: 307 Total Calls

Medical Aid- 252
Fire- 2
Traffic Collision- 12
Transfer- 7
Misc.- 4
Move/Cover – 17



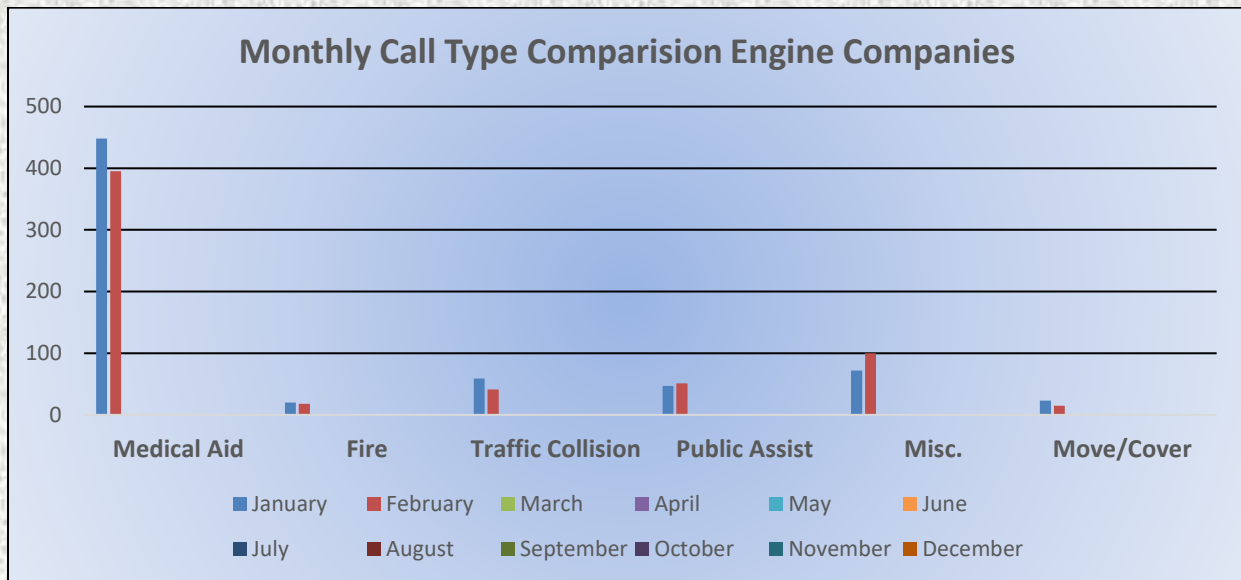
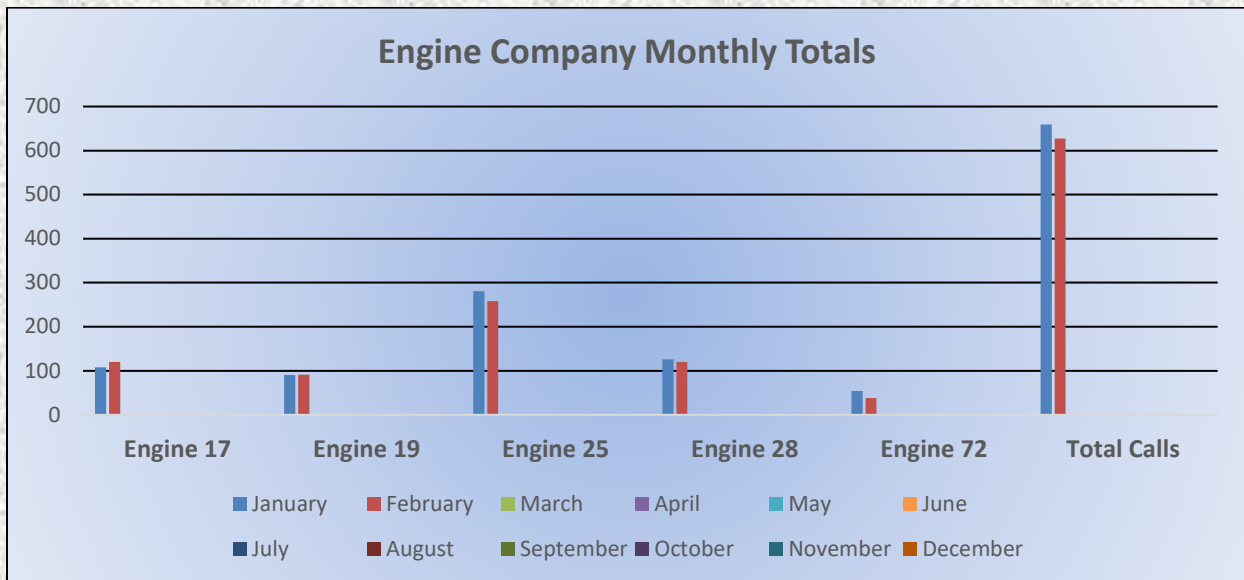


El Dorado County Fire Protection District



Monthly Run Statistics and Call Break Down February 2026 Engine Companies and Medic Units

Total Responses for Engine Companies: 627



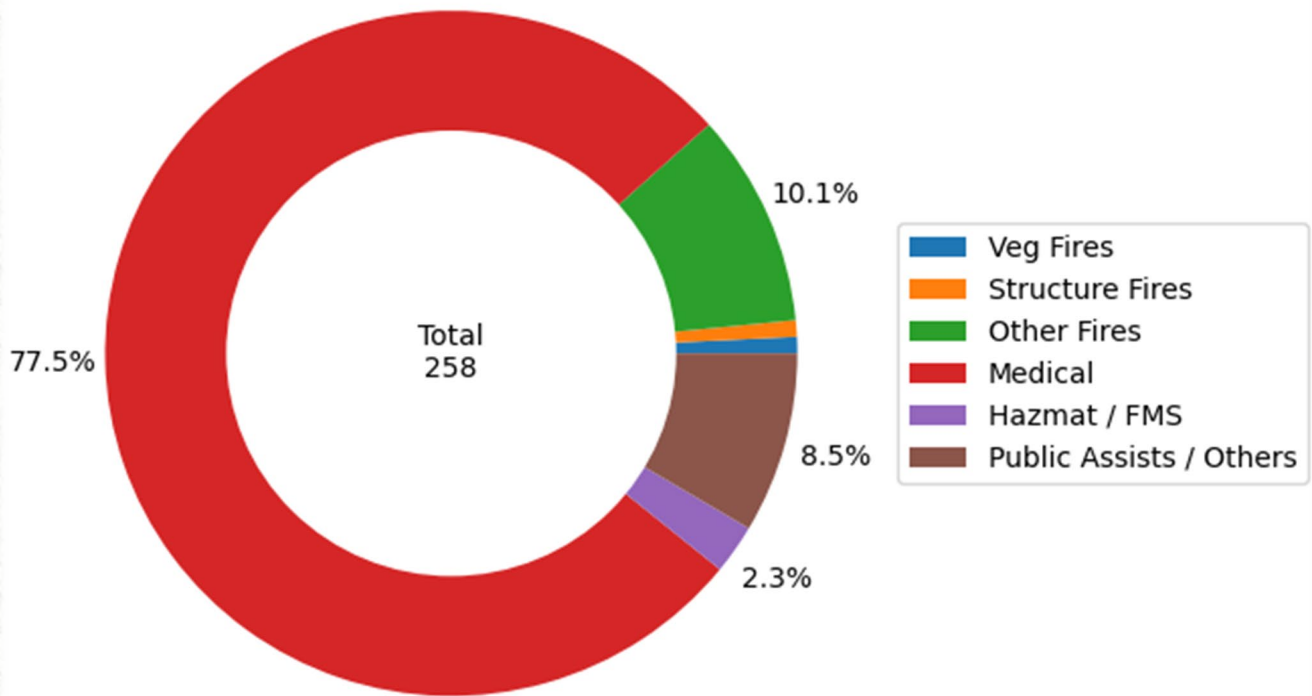


Engine 25 Call Volume Breakdown

February 2026



Engine 25 Incident Distribution

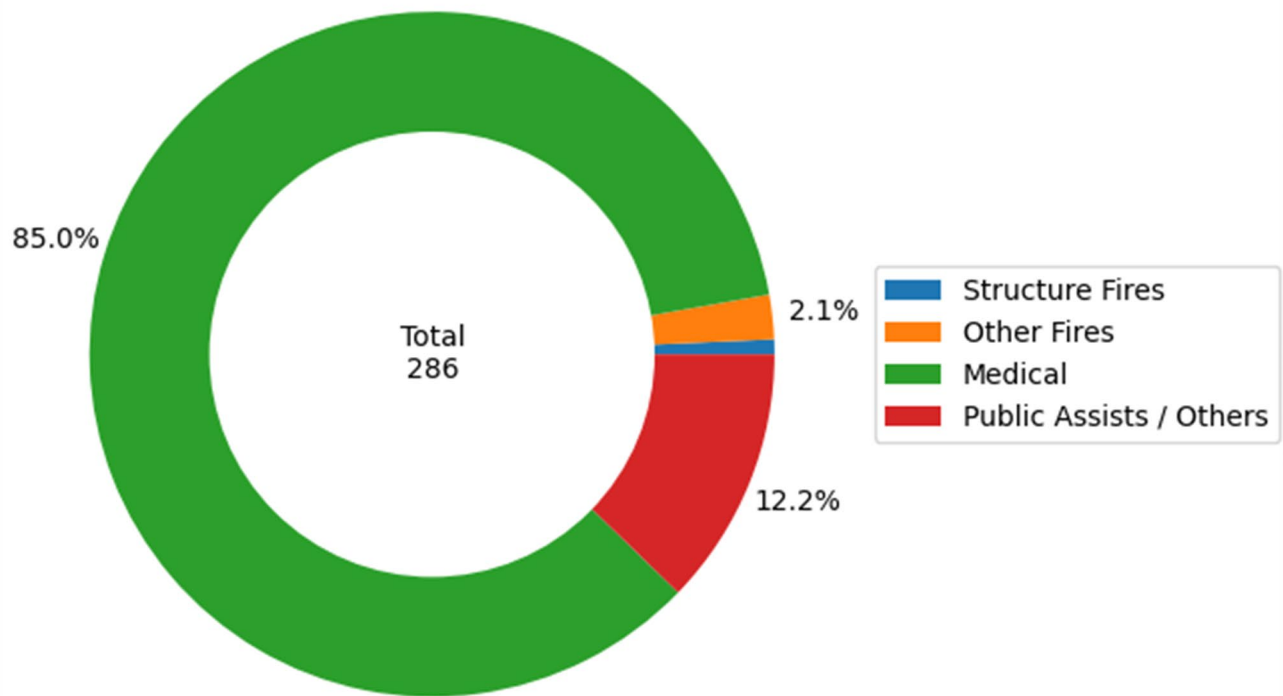




Medic 25 Call Volume Breakdown February 2026



Medic 25 Incident Distribution





El Dorado County Fire Protection District Driver Notifications



February 1 - February 28, 2026
YTD January 1 - February 28
Lifetime Since June 2021

CA - El Dorado County Fire Protection District
Safety Cloud® Report

Alert Totals

Drivers Alerted

1,068

YTD 2,696
Lifetime 67,824

R2R Alerts sent

0

YTD 0
Lifetime 0

R2R Alerts Received

0

YTD 0
Lifetime 0

Incident Totals

Total Incidents

91

YTD 195
Lifetime 2,922

Average Time On-Scene

18.2 min

YTD 26.3 min
Lifetime 43.8 min

Run Totals

Total Runs

350

YTD 656
Lifetime 8,819

Total Responding Time

1,368 min

YTD 2,723 min
Lifetime 36,179 min

Average Time-to-Scene

3.9 min

YTD 4.2 min
Lifetime 4.1 min

Drivers Alerted

Total drivers alerted; based on HAAS Alert enabled applications.

Average Time On-Scene

Average time duration per incident.

R2R Alerts Sent

Total number of Responder-to-Responder Alerts sent to nearby emergency vehicles.

Total Runs

Total times a vehicle was dispatched to an incident with lights engaged for at least 1+ minute.

R2R Alerts Received

Total number of Responder-to-Responder Alerts received by your emergency vehicles.

Total Responding Time

Total time vehicles/apparatus spent traveling to dispatched calls with lights engaged.

Total Incidents

Total number of times at least one vehicle arrived on-scene with lights engaged for 2+ minutes.

Average Time-to-Scene

Average time it took for dispatched vehicle to arrive on-scene.